




QUICK SETUP INSTRUCTIONS



INSTALARE RAPIDĂ

CABLE SETUP

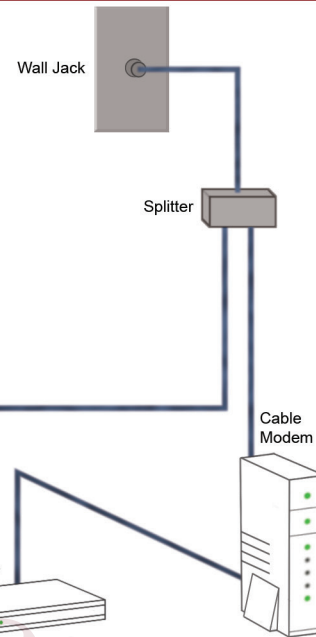
1. Conectati Set-top box-ul la TV prin cablul RCA din pachet.



3. Alimentati set-top box-ul la o priza de curent



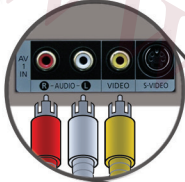
4. Apasati butonul de power



2. Conectati Set-top box-ul la router printr-un cablu ethernet.

DSL SETUP

1. Conectati Set-top box-ul la TV prin cablul RCA din pachet.



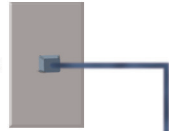
3. Alimentati set-top box-ul la o priza de curent



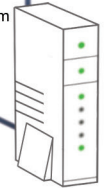
4. Apasati butonul de power



Wall Jack



DSL Modem



Router



2. Conectati Set-top box-ul la router printr-un cablu ethernet.



www.nTouchTV.com

1-877-nTouchTV (686-8248)